

JUNJIN CONCRETE PUMP SERVICE INFORMATION



JSI - EN - 05 - 6D - 001		Date	Feb 1st, 2005
Total Pages	2	Present Page	1
Written by	HAN SEONG, SEOL	Approved by	IN JAE, HWANG
Subject	Replacement of outrigger cable chain		

■ M33, 37, 41 outrigger cable chain

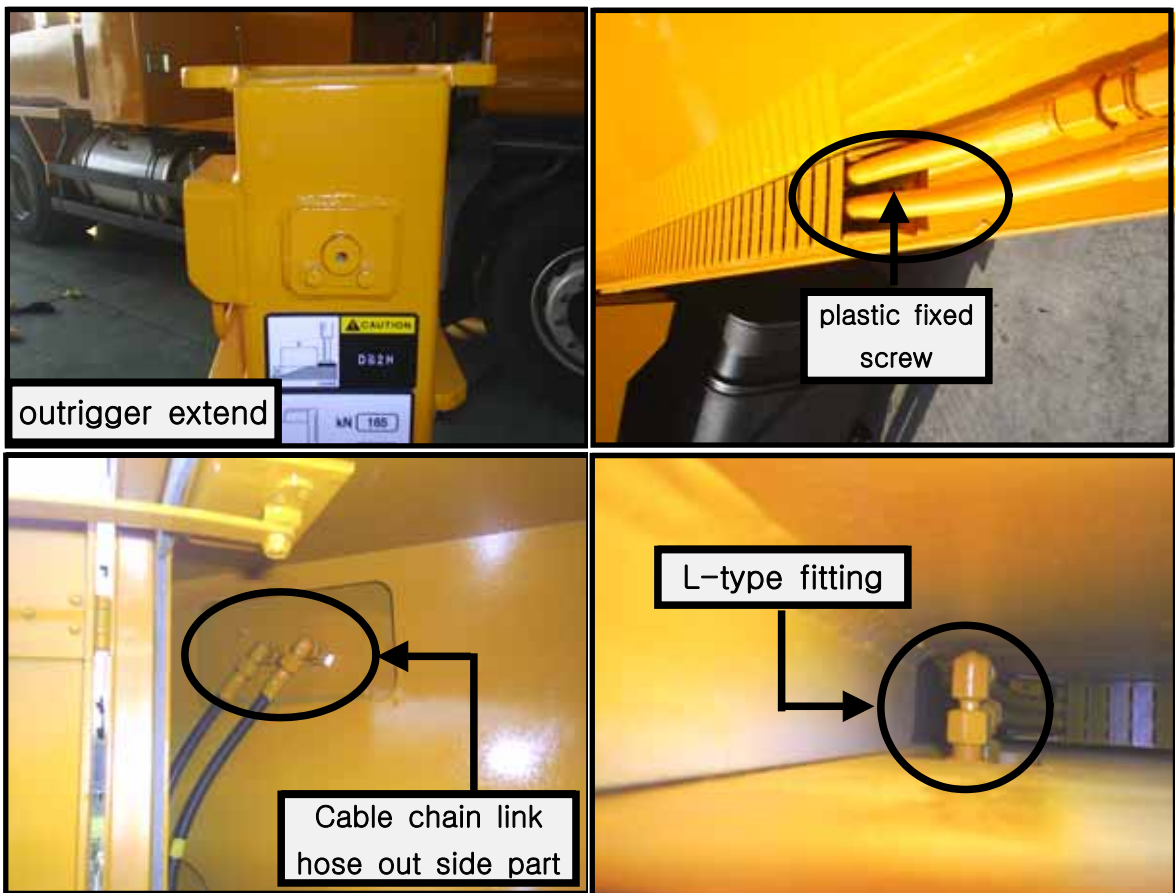
○ It is installed in outrigger X-KIT, it protect the hydraulic hose which is connected from the vertical cylinder.

■ Cable chain replacement

① It expand the front outrigger and it release the PTO, after drawing out the air in the tank and then release the screw which fix the cable chain plastic and release the hose.

② It select 1 thing in two items manner and it replace.

○ Disassemble the hose and the method which whole replace the chain.





JUNJIN CONCRETE PUMP SERVICE INFORMATION



JSI - EN - 05 - 6D - 001		Date	Feb 1st, 2005
Total Pages	2	Present Page	2
Written by	HAN SEONG, SEOL	Approved by	IN JAE, HWANG
Subject	Replacement of outrigger cable chain		

- It does not assemble the hose, assemble the chain and the method which it replace.



- It does not disassemble the hose, it disassemble the cable chain and it repeat and the chain insert in internal like the figure.
- The cable chain is not before and behind dividing, When cable chain plastic fixed screw to assemble it is replaced last.

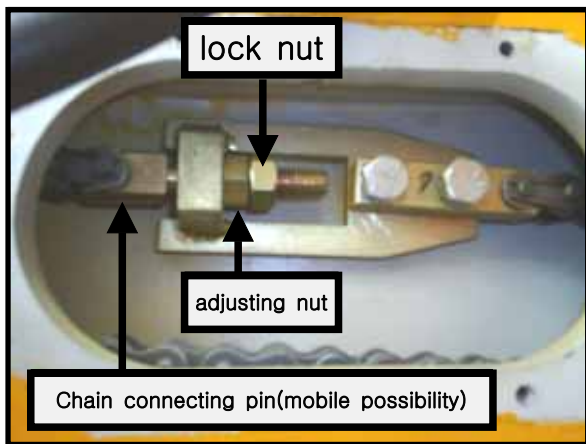
JUNJIN CONCRETE PUMP SERVICE INFORMATION



JSI - EN - 05 - 6D - 002		Date	Feb 1st, 2005
Total Pages	1	Present Page	1
Written by	HAN SEOL, SEOL	Approved by	IN JAE, HWANG
Subject	Adjusting outrigger chain tension (M33, M37, M41)		

■ Adjusting outrigger chain tension (M33, 37, 41)

- Adjusting chain tension to X-type front extension and contraction.



- To release the locknut after and fasten the adjusting nut then it move to the right side and chain tension decrease, unfasten the adjusting nut then it move to the left side and chain tension increase.
- The inspectional sight is located in operator chassis area and assistant and inside the oil motor between the outrigger and base.

■ Adjusting rear outrigger chain tension (M33)

- The location is 3 axle and rear outrigger box on gap internal it is being put on with the cover.

